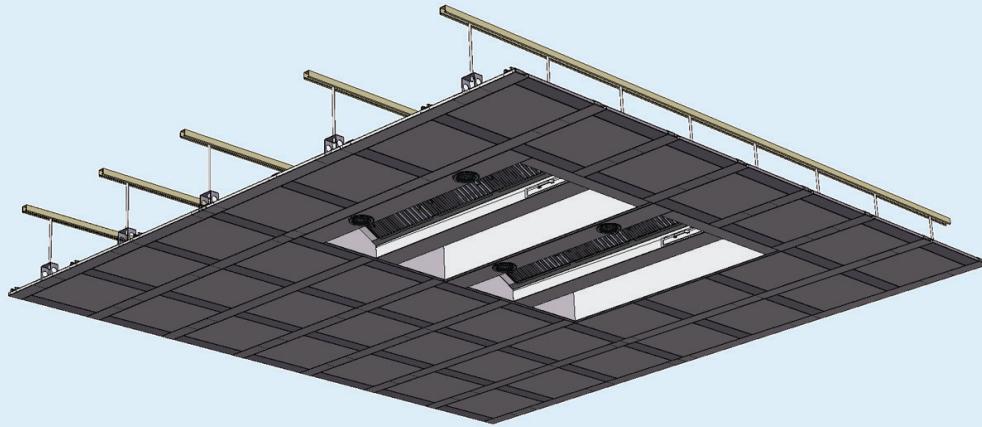


# VCS

## Ventilated Ceiling System



- Custom design to meet the requirements of most commercial kitchens
- Designed for each specific project.
- Aesthetically pleasing.
- Simple and easy to clean and maintain.
- Incorporates Halton's KSA extractors for easy removal and maintenance
- LED lights illuminate to 500 lux at work surface height and are available with an emergency light feature.
- Operates at low sound levels
- Unobstructed sight lines
- The ceiling may be mounted from 84" to 132" AFF

### Application

Ventilated Ceiling System is recommended for light to medium type cooking. Ideal for:

- Prestige architectural projects,
- Display/ exhibit cooking,
- Culinary schools,
- Correctional facilities
- Cook-chill operations.

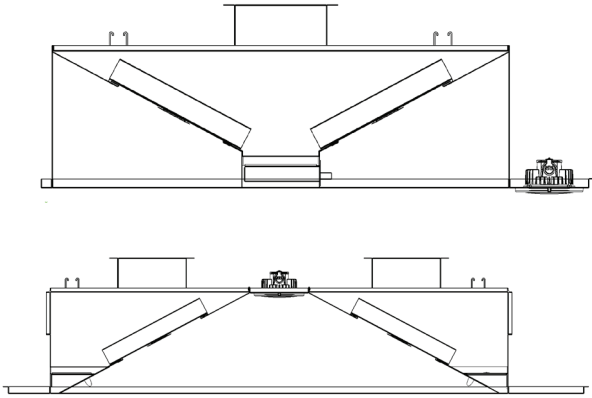
### Modifications & Options

- Available in select powder coated colors. (Consult factory)
- An integral fire suppression system that's UL/ULC listed as recognized components for Ventilated Ceiling System and is designed to meet the requirements of UL300, installed in accordance to NFPA13 to meet required protection of appliance, exhaust plenums, and ducts. All exposed piping is chrome finished. The system includes all safety locks, pull stations and gas valve(s) as per local fire codes and jurisdictions.
- Fire system appliance drops can be from overhead or low proximity designed to be incorporated with the appliance line up.
- M.A.R.V.E.L. Demand Ventilation Control System is compatible for use with the ventilated ceiling system.

## General Principles

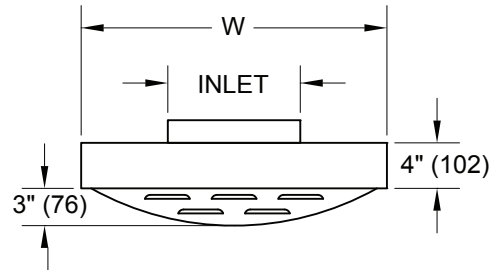
### KSA EXHAUST Extractors

- Flow Rate 230 cfm to 500 cfm per foot of appliances, wall or island dependent
- Pressure Drop - 0.45 to 0.50 inches w.g.



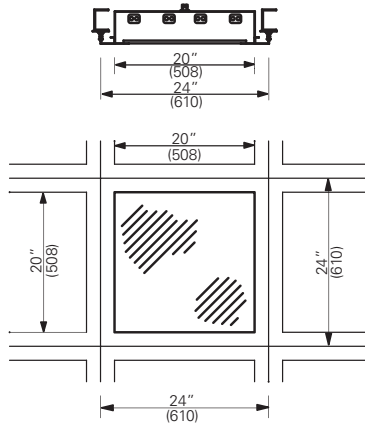
### KCD SUPPLY DIFFUSER

- Flow Rate - 80% of exhaust volume
- Pressure Drop - PER CHART



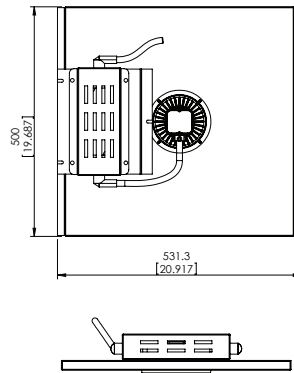
### FLUORESCENT/LED LIGHT CASSETTE

- EXTERNAL TO EXHAUST PODS
- Maximum input - 110v/1ph/60Hz
- Lamp type - 4 x 18 watt

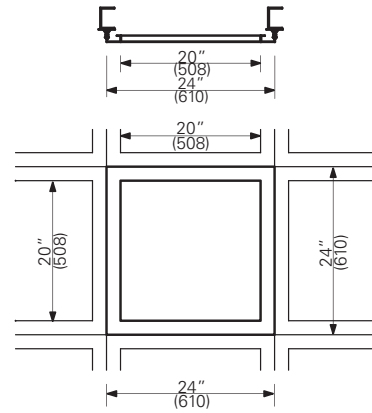


### LED LIGHT FIXTURES

- Inside Exhaust Pods

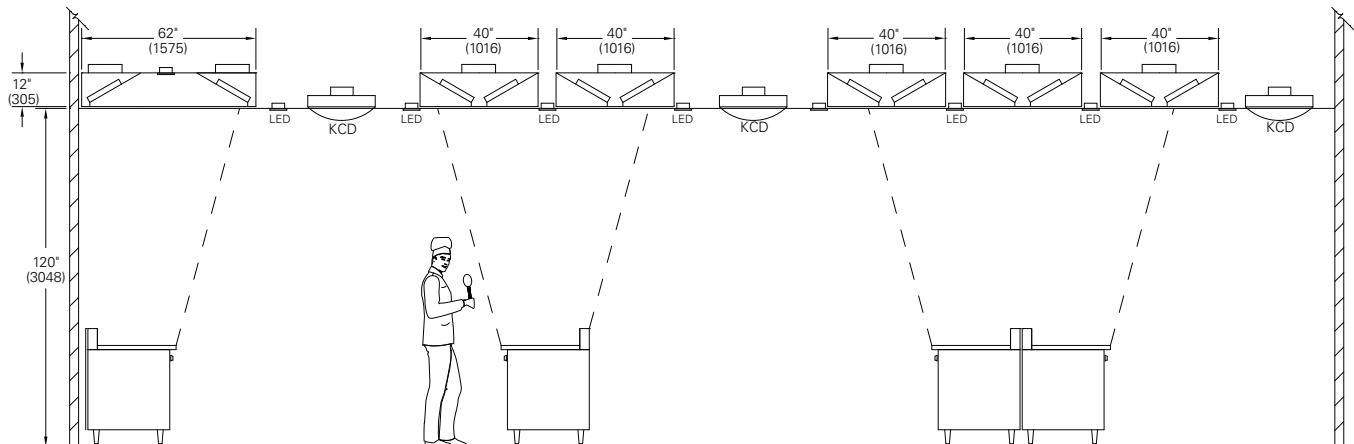


### PASSIVE CASSETTE

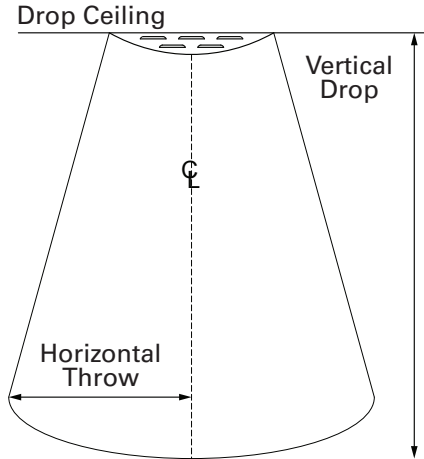


## Section View

Note: Ceiling may be hung from 84" to 132" AFF



## KCD Performance Data



### Panel Size: 24" x 24"

Inlet Dia.	CFM	Neck Velocity (FPM)	Ptotal "w.c."	Pstatic w.c.	Noise Criteria	Horizontal Throw, ft (100-75-50 FPM)	Vertical Throw, ft (100-75-50 FPM)
6"	250	1273	0.22"	0.12"	28	* - * - *	0.3 - 0.5 - 1.0
8"	375	1074	0.20"	0.12"	32	* - * - 1.7	0.6 - 1.2 - 6.5
8"	500	1432	0.34"	0.21"	37	* - 1.3 - 2.5	1.0 - 3.5 - 7.5
10"	625	1146	0.25"	0.16"	38	1 - 2.2 - 3.2	2.3 - 7.4 - 12.0
10"	750	1375	0.35"	0.24"	43	1.5 - 2.5 - 3.6	7.0 - 8.0 - 12.0

### Panel Size: 24" x 48"

Inlet Dia.	CFM	Neck Velocity (FPM)	Ptotal "w.c."	Pstatic w.c.	Noise Criteria	Horizontal Throw, ft (100-75-50 FPM)	Vertical Throw, ft (100-75-50 FPM)
8"	500	1432	0.28"	0.15"	35	* - * - *	0.3 - 0.5 - 1.0
10"	750	1375	0.25"	0.13"	40	* - * - 1.7	0.6 - 1.2 - 6.5
10"	1000	1833	0.44"	0.23"	49	* - 1.3 - 2.5	1.0 - 3.5 - 7.5
12"	1000	1273	0.16"	0.06"	42	* - 1.3 - 2.5	1.0 - 3.5 - 7.5
12"	1250	1592	0.26"	0.10"	50	1 - 2.2 - 3.2	2.3 - 7.4 - 12.0
12"	1500	1910	0.36"	0.13"	54	1.5 - 2.5 - 3.6	7.0 - 8.0 - 12.0

## Suggested specifications

Ventilation of the kitchen/cooking area shall be by means of Halton Ventilated Ceiling System.

The Ventilated Ceiling System shall be supplied and installed in accordance with the manufacturer's drawing and is custom designed for the space.

The Ventilated Ceiling System shall be comprised of:

Structural grid c/w hanger brackets fabricated of 300 series stainless steel in accordance with the manufacturer's drawing.

Removable, washable, high-efficiency KSA centrifugal extractor of stainless steel. The location, quantity and mounting height to be supplied in accordance with the manufacturer's drawing.

Exhaust pod(s) in lengths identified on the drawings (5 to 14 feet in length) , c/w MBD manual balancing dampers (if specified) , all welded, liquid tight steel construction to capture and contain vapor exhausted by KSA extractors. The quantity and location to be supplied in accordance with the manufacturer's drawing.

Model KCD perforated supply plenums in stainless steel. The location, quantity and mounting height to be supplied in accordance with the manufacturer's drawing.

Blank or passive cassettes fabricated of stainless steel. The location, quantity and mounting height to be supplied in accordance with the manufacturer's drawing.

Standard LED light fixtures in the exhaust pods. Fluorescent or LED tube lighting cassettes available to match fixtures external of the exhaust pods. The location, quantity and mounting height to be supplied in accordance with the manufacturer's drawing.

Halton shall provide factory trained personnel to supervise pre-installation instruction of the system as well as provide field start up and commissioning.

The Ventilated Ceiling System shall be ETL listed and installed in accordance with applicable codes.

Please consult the manufacturer's drawing, which forms an integral part of this specification, for electrical and mechanical requirements

The company has a policy of continuous product development, therefore we reserve the right to modify design and specifications without notice.

For more information, please contact your nearest Halton agency. To find it: [www.halton.com/foodservice](http://www.halton.com/foodservice)